





MATURITA 2023

EXTERNÁ ČASŤ

ANGLICKÝ JAZYK úroveň **B1**

**NEOTVÁRAJTE, POČKAJTE NA POKYN!
PREČÍTAJTE SI NAJPRV POKYNY K TESTU!**

- Test obsahuje **60 úloh**.
- Na vypracovanie testu budete mať **100 minút**.
- Na začiatku každej úlohy sa z inštrukcií dozviete, ktorý odpoveďový hárok máte použiť.
- V teste sa stretnete s dvoma typmi úloh:
 - Pri úlohách s výberom odpovede vyberte správnu odpoveď spomedzi niekoľkých ponúkaných možností, z ktorých je vždy správna iba jedna. Správnu odpoveď vyznačte krížikom do príslušného políčka odpoveďového hárka označeného piktogramom .
 - Pri úlohách s krátkou odpoveďou, ktorých odpoveď tvorí jedno slovo (prípadne zložený slovesný tvar) alebo niekoľko slov, píšete do príslušného políčka odpoveďového hárka označeného piktogramom .
- Pri práci smiete používať iba pero s čiernou alebo modrou náplňou. Nesmiete používať zošity, slovníky, učebnice ani inú literatúru.
- **Podrobnejšie pokyny na vyplňovanie odpoveďového hárka sú na poslednej strane testu. Prečítajte si ich.**

Želáme vám veľa úspechov!

Začnite pracovať, až keď dostanete pokyn!

Section I – LISTENING (20 points)


Táto časť testu sa skladá z troch nahrávok. Každú z nich budete počuť dvakrát. Počas počúvania odpovedajte na otázky prislúchajúce k jednotlivým nahrávkam. Sledujte inštrukcie a piktogramy, aby ste vedeli, na ktorý odpoveďový hárok máte vyznačovať svoje odpovede.

Part 1: An Interview with Scott Krippayne (7 points)


Vypočujete si prvú nahrávku. Na základe vypočutého vyberte správnu odpoveď. Vždy je správna iba **jedna** z ponúkaných možností.

Svoje odpovede vyznačte na odpoveďovom hárku označenom piktogramom .

Teraz máte dve minúty na prečítanie úloh 01 – 07.

01 As a child, Scott Krippayne was encouraged by his .

- (A) brother to start playing in bands
- (B) parents to learn to play the piano
- (C) brother to take piano classes
- (D) parents to start writing songs

02 In the last year of his high-school studies, Scott Krippayne .

- (A) had poor results in higher mathematics
- (B) picked up the piano as his main instrument
- (C) chose to study writing popular songs
- (D) became a student of several music subjects

03 For Scott Krippayne, recording his songs with other artists may mean experiencing .

- (A) something unexpected
- (B) something complicated
- (C) hard work
- (D) stressful moments

04 The problem with inspiration is .

- (A) finding different sources
- (B) knowing which is the right idea
- (C) finding a place to write the idea down
- (D) remembering the idea long enough

05 For Scott Krippayne, the image of a person standing on the diving board means .

- (A) being creative all the time
- (B) different kinds of music
- (C) being brave to achieve the best
- (D) working with lots of artists

06 Scott Krippayne's song *Voyage* .

- (A) was used in the film based on the book
- (B) was used in a different film than planned
- (C) was not used in the film based on the book
- (D) was not recorded because of the problems

07 According to Scott, musicians should .

- (A) play different musical instruments
- (B) practise wherever possible
- (C) work with other colleagues
- (D) travel to different cities



Part 2: James Martin Loves Cooking and Music (6 points)

Vypočujete si druhú nahrávku. Na základe vypočutého rozhodnite o každom z tvrdení **08 – 13**, či je pravdivé **(A)**, nepravdivé **(B)**, alebo z nahrávky nevyplýva **(C)**.

Svoje odpovede vyznačte na odpoveďovom hárku označenom piktogramom .

Teraz máte dve minúty na prečítanie úloh **08 – 13**.

08 The 8-year-old James Martin had a chance to cook in the restaurant owned by his parents.

(A) true **(B)** false **(C)** not stated

09 James Martin bought his two pets without planning it earlier.

(A) true **(B)** false **(C)** not stated

10 James Martin feels satisfaction in his life because he surrounds himself with suitable people.

(A) true **(B)** false **(C)** not stated

11 James Martin wants five members in his new band.

(A) true **(B)** false **(C)** not stated

12 The most romantic place for James and his partner is one of the top restaurants in Yorkshire.

(A) true **(B)** false **(C)** not stated

13 One of the things James Martin values very much is equipment reminding him of his grandma and her skills.

(A) true **(B)** false **(C)** not stated

Part 3: Six Tips for Choosing the Right University Course for You (7 points)

Vypočujete si tretiu nahrávku. Budete počuť 6 praktických rád, ktoré sú zhrnuté vo vetách označených číslami 14 – 20. Na základe vypočutého zoradíte vety do správneho poradia tak, že zapíšete do odpovedového hárka ku každej z nich príslušné poradové číslo od 1 do 6 podľa poradia v nahrávke. Pozor, jedna veta obsahuje informáciu, ktorá sa v nahrávke nenachádza. K tejto vete napíšete do odpovedového hárka X.

Svoje odpovede napíšete na odpovedový hárak označený piktogramom .

Teraz máte dve minúty na prečítanie úloh 14 – 20.

14 Make practical plans.	Number: <input type="text"/>
15 Consider your abilities and working habits.	Number: <input type="text"/>
16 Think about your reasons for studying.	Number: <input type="text"/>
17 Change your mind if necessary.	Number: <input type="text"/>
18 Analyse your test results.	Number: <input type="text"/>
19 Consider the details which are important to you.	Number: <input type="text"/>
20 Find information about the location of your study.	Number: <input type="text"/>



Section II – LANGUAGE IN USE (20 points)

Táto časť testu sa skladá z dvoch textov. Jej vypracovaniu by ste mali venovať približne 25 minút. Pri každom texte si všímajte piktogram, aby ste vedeli, ktorý odpoveďový hárok máte použiť.

Part 1: From Preschool to Postgrad (10 points)

V nasledujúcom texte sú na miestach 21 – 30 vynechané slová. Za textom nájdete pre každé vynechané miesto štyri možnosti doplnenia. Rozhodnite, ktorá z ponúkaných možností (A) – (D) je správna. Vždy je správna iba jedna možnosť.

Príklad: 00 – (C)

Svoje odpovede vyznačte na odpoveďovom hárku označenom piktogramom .

Proficiency in English is important in today's globalised **00**. Understanding how much easier it is to learn languages in childhood, more and more German-speaking parents would like their children **21** in English – preferably from a very early age. Helpful, too, is an environment **22** they not only learn about the language, but can also use it in real-life situations. Almost every city in Germany has kindergartens where English is **23** the main language or is spoken in combination with German. Some offer full-time teaching, **24** regular weekly sessions. Many kindergartens have their own approach to teaching English, while some **25** a system such as Montessori or the Helen Doron method. Doron, a British linguist and educator based in Israel, founded the Helen Doron Educational Group more **26** thirty years ago. She developed her own teaching approach, initially so that her children, **27** up in Israel, would learn to speak English. There are about 80 Helen Doron learning centres in Germany, which are **28** by experienced teachers. Teachers allow children to develop their curiosity and want them to have real-life **29**. Many children are native speakers and other children who come in with very little English **30** it up quickly.

00	(A) space	(B) earth	(C) world	(D) country
21	(A) to be learned	(B) to teach	(C) to instruct	(D) to be educated
22	(A) when	(B) where	(C) which	(D) whose
23	(A) neither	(B) nor	(C) either	(D) or
24	(A) others	(B) the others	(C) another	(D) the other
25	(A) continue	(B) follow	(C) lead	(D) manage
26	(A) as	(B) like	(C) so	(D) than
27	(A) bringing	(B) staying	(C) growing	(D) settling
28	(A) run	(B) made	(C) taken	(D) directed
29	(A) possibilities	(B) advantages	(C) opportunities	(D) occasions
30	(A) pick	(B) take	(C) speak	(D) catch



Part 2: Taboo Topics in the UK (10 points)

V nasledujúcom texte sú na miestach 31 – 40 vynechané slová. Dopĺňajte len také slová, ktoré majú gramatickú funkciu. Doplňte vždy iba **jedno** slovo.

Príklad: **00** – enough

Svoje odpovede napíšte na odpovedový hárok označený piktogramom .

Learning a language is more than knowing **00** words to use. Attention should also be given on **31** to say, and more importantly what not to say! Now, take a quick look at things you shouldn't talk about in the UK. It's said that 'money talks'. Whether you believe it or **32**, it's better to leave that talking to the money itself. Money is number one topic for Brits. Asking how **33** money someone earns, is not polite. The next biggest set of taboos in the UK is all about personal information. This includes health, age, weight and can **34** extend to profession. Never ask a person's age, **35** you don't want to be unpopular. A person's age is their business and important to no one **36**. Even on their birthday, wishes should be given **37** a number!

Weight and body shape should not be commented on in the UK. Whether you think a person is too skinny, or overweight, or broad-shouldered or wide-hipped – this information should be kept to **38**. Discussing another person's weight or body shape with a third party is also bad form.

When it comes to giving compliments, it can also be a bit of minefield: just liking someone's shape **39** give you the right to express it, unless your opinion is asked **40**. If you're finding it hard to find a topic to talk about, talk about the weather, a film, sport or the holidays – they're all safe topics that are never taboo.



Section III – READING (20 points)

Táto časť testu sa skladá z troch ukážok. Jej vypracovaníu by ste mali venovať približne 45 minút. Pri každom texte si všímajte piktogram, aby ste vedeli, ktorý odpoveďový hárok máte použiť.

Part 1: IKEA History – How It All Began (7 points)

*Prečítajte si nasledujúci text, v ktorom sú na miestach 41 – 47 vynechané vety. Priradte vhodnú vetu spomedzi možností (A) – (J) na dané miesto. Tri vety nie je možné priradiť. Vždy existuje iba **jedno** správne riešenie.*

Svoje odpovede vyznačte na odpoveďovom hárku označenom piktogramom .

The following history shows how over six decades IKEA went from the woods of southern Sweden to being a major shopping experience in 40 countries/territories around the world.

The IKEA story begins in 1926 when founder Ingvar Kamprad is born in Småland in southern Sweden. **41** Even as a young boy Ingvar knows he wants to develop a business.

At the age of five, Ingvar Kamprad starts selling matches to his nearby neighbours. **42** He finds that he can buy matches in large amounts cheaply in Stockholm and re-sell them individually at a very low price but still make a good profit. After matches, he starts selling flower seeds and greeting cards. **43**

The 1940s–1950s are the roots of the furniture dealer. Ingvar Kamprad is businesslike in developing IKEA into a furniture seller. **44** He also begins the use of a catalogue and showroom to reach many people.

In the 1960s–1970s, the IKEA concept starts to take shape. New IKEA stores open and hero products are developed such as POÄNG and BILLY bookcase. **45**

In the 1980s, IKEA grows dramatically into new markets such as the USA, Italy, France and the UK. More IKEA classics arrive such as KLIPPAN, LACK and MOMENT. IKEA begins to take the form of today's modern IKEA.

In the 1990s, IKEA grows even more. Children's IKEA is introduced and the focus is on complete home furnishing solutions. **46** The IKEA Group is formed and responsibility for people and the environment is seen as a necessary thing for doing good business.

In the 2000s, IKEA reaches even more markets. **47** Everything for the bedroom and kitchen is explored and presented in co-ordinated furnishing solutions. This period also sees the successes of several partnerships regarding social and environmental projects.

(A) This period sees the exploration of furniture design and advertising.

(B) At this time IKEA does not open in Asia.

(C) Later, he starts selling further away, using his bicycle.

(D) For the moment, Ingvar decides not to start making furniture.

(E) These include Japan and Russia.

(F) He is raised on 'Elmtaryd', a farm near the small village of Agunnaryd.

(G) In this way, IKEA wants to meet the needs of families with children.

(H) He also sells Christmas tree decorations and later pencils and ballpoint pens.

(I) This idea of concept development is documented in Ingvar Kamprad's The Testament of a Furniture Dealer.

(J) Ingvar's mother helps him a lot in the shop.



Part 2: The Golden Spike (6 points)

Prečítajte si nasledujúci text. Rozhodnite o každom tvrdení **48 – 53**, či je pravdivé (**A**) alebo nepravdivé (**B**). Uvedte vždy aj označenie toho odseku (**a**) – (**e**), na základe ktorého ste rozhodli o pravdivosti alebo nepravdivosti daného tvrdenia. Vždy existuje iba **jedno** správne riešenie.

Svoje odpovede vyznačte na odpoved'ovom hárku označenom piktogramom .

(a) In 1862, President Abraham Lincoln signed the Pacific Railroad Act into law. The act said that there were two main railroad lines. The Central Pacific Railroad would start in California and the Union Pacific Railroad would come from the Midwest. The two railroads would meet somewhere in the middle.

(b) The act gave the railroad companies land where they could build the railroad. It also paid them for each mile that they built. They were paid more money for miles of track built in the mountains than for miles of track built on the flat plains. Building the railroad was hard work. Weather conditions were very tough in the mountains during the winter. A lot of times the only way to travel over the mountains was to go through the mountains by making a tunnel.

(c) While the Central Pacific Railroad had to deal with mountains and snow, the Union Pacific Railroad had to deal with Native Americans. As the Native Americans came to realize the danger to their way of life that the “Iron Horse” was going to bring, they began to attack the railroad work sites. Also, a lot of the land that was given to the railroad by the government was actually Native American land.

(d) The majority of the workers on the Union Pacific Railroad were Irish laborers, many who had served in both the Union and the Confederate armies. In Utah, a lot of the track was built by Mormon workers. Most of the Central Pacific Railroad was built by Chinese immigrants under the direction of skilled non-Chinese supervisors.

(e) The two railroads finally met at Promontory Summit, Utah on May 10, 1869. Leland Stanford, governor of California and president of the Central Pacific Railroad, drove in the last spike which was a special nail used by the workers. This final spike was called the “Golden Spike” or “The Final Spike”. You can see it today at Stanford University in California.

48 The “Golden Spike” was driven in by a man from Stanford University.

(A) true (B) false

Which of the paragraphs (a)–(e) supports your answer?

49 Each mile of track built was paid for equally.

(A) true (B) false

Which of the paragraphs (a)–(e) supports your answer?

50 The building of the railroad was welcomed by all those living nearby.

(A) true (B) false

Which of the paragraphs (a)–(e) supports your answer?

51 Some land where the railroad was built belonged to Native Americans.

(A) true (B) false

Which of the paragraphs (a)–(e) supports your answer?

52 The Central Pacific Railroad was planned to end in California.

(A) true (B) false

Which of the paragraphs (a)–(e) supports your answer?

53 The workers on the railroad were mainly a mixture of Irishmen and Chinese.

(A) true (B) false

Which of the paragraphs (a)–(e) supports your answer?



Part 3: Nine Things You Didn't Know about Ball Boys and Girls (7 points)

Prečítajte si nasledujúci text. Za textom nasledujú vety 54 – 60, v ktorých chýbajú slová. Vety nie sú v tom poradí, v akom sú usporiadané informácie v texte. Doplňte **jedno** alebo **dve** slová. Tieto slová sa nachádzajú v texte. Môžu byť aj v inom slovnom druhu a tvare.

Svoje odpovede napíšte na odpoved'ový hárok označený piktogramom .

1. Wimbledon was the first tennis tournament to introduce ball boys and girls (BBGs) in 1920. It was decided in 1969 to employ local teenagers.
2. Around 700 young people (with an average age of 15) apply to be BBGs each year from the South West London schools that surround Wimbledon. The applicants are normally suggested by their Head Teachers. Only 250 are chosen with the same number of boys and girls, i.e. half and half.
3. The chosen ones start preparing in February, and go through hard physical and mental training, including how to roll a ball with absolute precision and how to collect balls as quickly as possible. They also have to pass a written test to ensure they know every detail of the tennis rules.
4. They get paid just under £200 for a fortnight's work, but can end up working 12-hour sessions if the match requires.
5. They all wear a matching Ralph Lauren tennis uniform that they can keep after the tournament.
6. BBGs are allowed only limited contact with the tennis players.
7. New research conducted by Currys PC World has revealed the amount of ground the average BBG covers during a match – and it's not that far off the players themselves. A professional player once covered 4.12 miles, while the two ball girls covered a surprising 3.36 miles over two hours.
8. Four teams of six BBGs are selected to be responsible for Centre Court and Court 1, and are lucky enough to watch the likes of Andy Murray in live action. The rest rotate around the remaining courts.
9. If the BBGs get hit by a ball (bearing in mind that some professional serves travel at over 160kph) they are instructed to behave as professionally as possible – like the brave boy who got hit by a 194kph serve during the Australian Open, but still went to collect the ball before they took him off the court in pain... Well-played, that man.

<p>54 BBGs always have to show <input type="text"/> behaviour.</p>	<p>(1 word)</p>
<p>55 BBGs' <input type="text"/> of the tennis rules is tested in written form.</p>	<p>(1 word)</p>
<p>56 Only four teams of BBGs are responsible for two main <input type="text"/> at Wimbledon.</p>	<p>(1 word)</p>
<p>57 BBGs can take their <input type="text"/> <input type="text"/> home after the Wimbledon tournament.</p>	<p>(2 words)</p>
<p>58 There is the <input type="text"/> <input type="text"/> of boys and girls working as BBGs at Wimbledon.</p>	<p>(2 words)</p>
<p>59 If it is necessary, BBGs work for almost <input type="text"/> <input type="text"/>.</p>	<p>(2 words)</p>
<p>60 A ball boy or a ball girl may <input type="text"/> only a little less of the court than the players themselves.</p>	<p>(1 word)</p>

KONIEC TESTU

Zdroje

- www.teenink.com/nonfiction/celebrity_interviews/article/457894/Musician-Scott-Krippayne, 30 July 2019; 10. 09. 2021, adaptované.
- *Woman & Home*, April 2019, strana 60; 10. 09. 2021, adaptované.
- <https://studylink.com/articles/top-10-tips-to-choosing-the-right-course-for-you/>, 1 August 2019; 10. 09. 2021, adaptované.
- *Spotlight*, October 2019, strany 43–44; 10. 09. 2021, adaptované.
- *English Matters*, April 2019, strana 15; 10. 09. 2021, adaptované.
- <https://www.goodhousekeeping.com/>, 6 July 2019; 10. 09. 2021, adaptované.
- https://www.ikea.com/ms/en_AU/about_ikea/the_ikea_way/history/, 10 July 2019; 10. 09. 2021, adaptované.
- https://www.ducksters.com/history/westward_expansion/first_transcontinental_railroad.php; 10. 09. 2021, adaptované.
- <https://a555640/things-you-didnt-know-about-ball-boys-wimbledon-andy-murray/>, 6 July 2019; 10. 09. 2021, adaptované.

Pokyny na vyplňovanie odpovedového hárka

Odpovedové hárky budú skenované, nesmú sa kopírovať, krčiť ani prehýbať.
Aby skener vedel prečítať vaše odpovede, musíte dodržať nasledujúce pokyny:

- Píšte perom s čiernou alebo modrou náplňou. Nepoužívajte tradičné plniace perá, veľmi tenko píšuce perá, obyčajné ceruzky ani pentelky.

- Riešenia **úloh s výberom odpovede** zapisujte krížikom .

- Správne zaznačenie odpovede (C)
A B C D

- Nesprávne zaznačenie odpovede (C)
A B C D

A B C D

- V prípade chybného vyplnenia údajov alebo odpovedí postupujte podľa nasledujúcich pokynov.
V žiadnom prípade nepoužívajte nový odpovedový hárak.

- Keď sa pomýlite alebo neskôr zmeníte názor, úplne zaplňte políčko s nesprávnym krížikom a urobte nový krížik.

A B C D

- Ak náhodou znovu zmeníte názor a chcete zaznačiť pôvodnú odpoveď, urobte krížiky do všetkých políčok a zaplnené políčko dajte do krúžku.

A B C D

- Odpovede na **úlohy s krátkou odpoveďou** napíšte do príslušného poľa odpovedového hárka čitateľne písaným alebo tlačným písmom. Pri použití tlačného písma **rozlišujte veľké a malé písmená**.

Neotvárajte test, pokiaľ nedostanete pokyn!